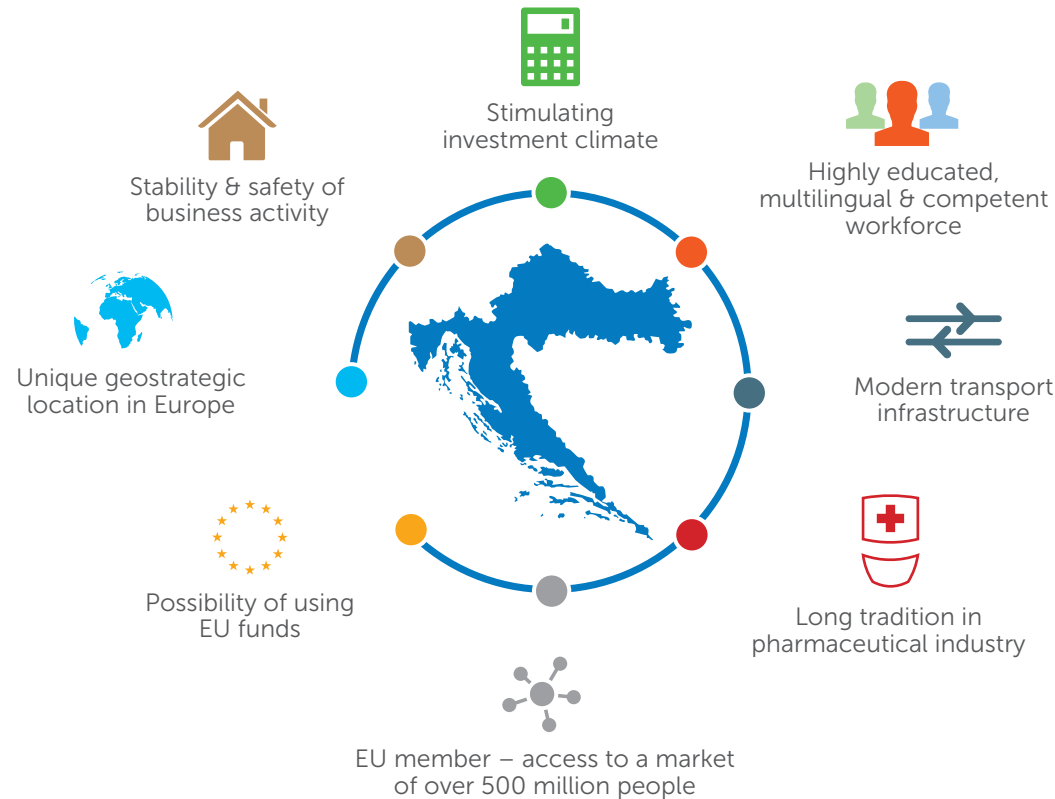


## CROATIA – YOUR RELIABLE BUSINESS PARTNER:



### STIMULATING INVESTMENT ENVIRONMENT:

- ❑ Tax incentives: reduction of profit tax to 10-0%; regular profit tax: 20%
- ❑ Employment grants: up to 9,000 EUR for newly employed
- ❑ Additional incentives for development-innovation activities, business support activities and high added value services
- ❑ Incentives for capital expenses and labour intensive investment projects - increase of support for opening new workplaces up to 100%
- ❑ Education grants: coverage of up to 70% of education costs



# Croatian Pharmaceutical Industry

*Invest in a healthier tomorrow*



Croatian Chamber of Economy  
International and EU Affairs Sector  
Investment Promotion Division  
Tel: +385 1 4828 382, Fax: +385 1 4828 379  
Rooseveltov trg 2, 10000 Zagreb, Croatia  
investicije@hgk.hr  
www.investincroatia.hr, www.hgk.hr



- Highly educated, qualified, productive and motivated workforce
- Extensive track-record in pharmaceutical sector
- Continuously increasing domestic and foreign market growth potential
- Excellent geostrategic position with high export potential
- Innovative and advanced solutions already in practice
- Existence of clusters, educational and R&D institutions supporting your business
- Strong investment activities by present pharmaceutical companies
- National strategic industry with the highest added value per employee

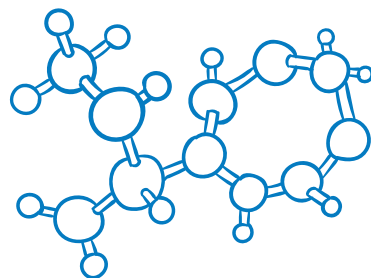
## CROATIA – INNOVATIVE HUB, HOME OF MANY PIONEERING INVENTIONS

### DID YOU KNOW THAT:

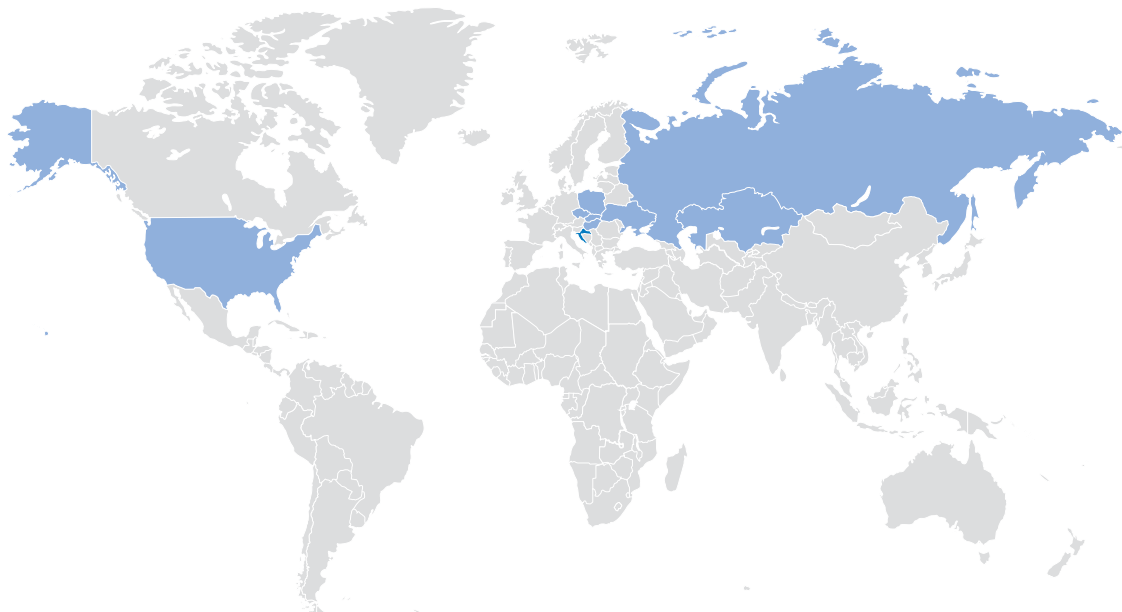
Two Nobel laureates in chemistry are Croats - Leopold Ružička and Vladimir Prelog



Croatia is home to important patents - for the diazepam and azitromicin



### MOST IMPORTANT EXPORT MARKETS:



Europe, Asia, North America

### DID YOU KNOW?



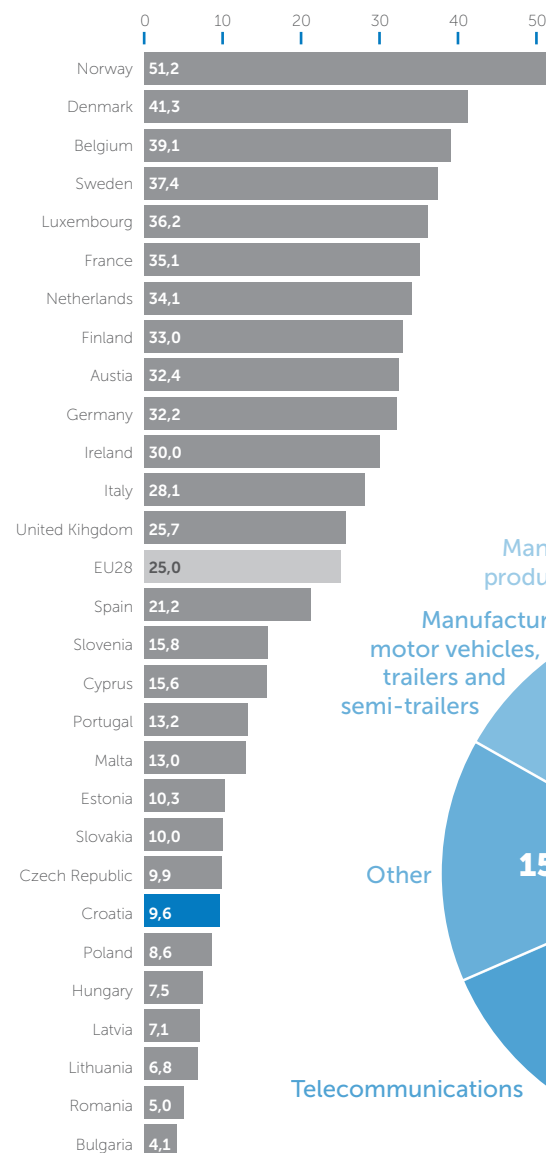
99.5% pupils learning English in upper-secondary education (5th best ranking in Europe)



61.5% pupils learning German in upper-secondary education (3rd best ranking in Europe)

### FAVOURABLE LABOUR COSTS

Labor cost EUR/Hour



### PHARMACEUTICAL INDUSTRY IN NUMBERS:

**€ 904 million**

income

**2.1%**

of Croatia's GDP

**63.3%**

of total income from export

**50**

registered companies

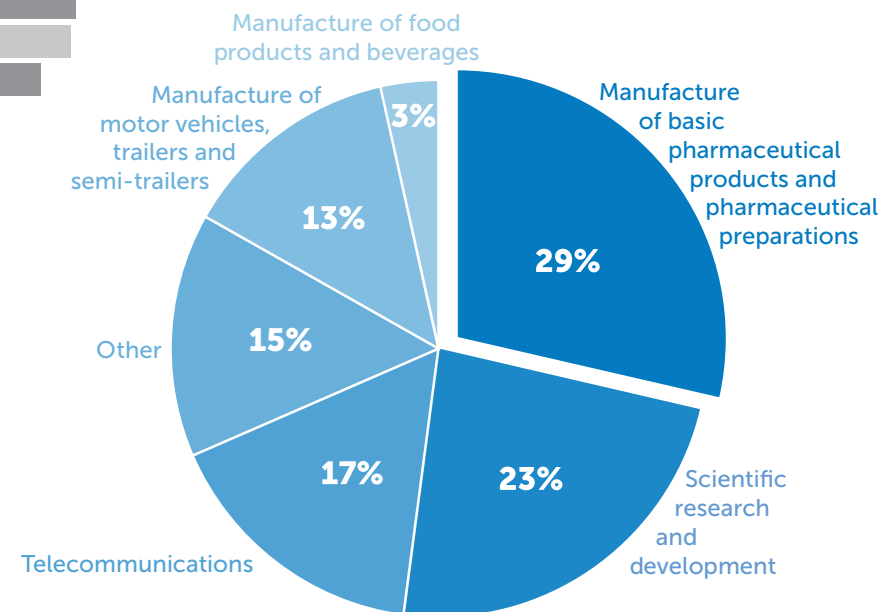
**5,145**

employees

**€ 1,770**

average gross monthly salary

### EXPENDITURE FOR R&D IN BUSINESS SECTOR



Data sources: Croatian Bureau of Statistics, Eurostat, Financial Agency (FINA)