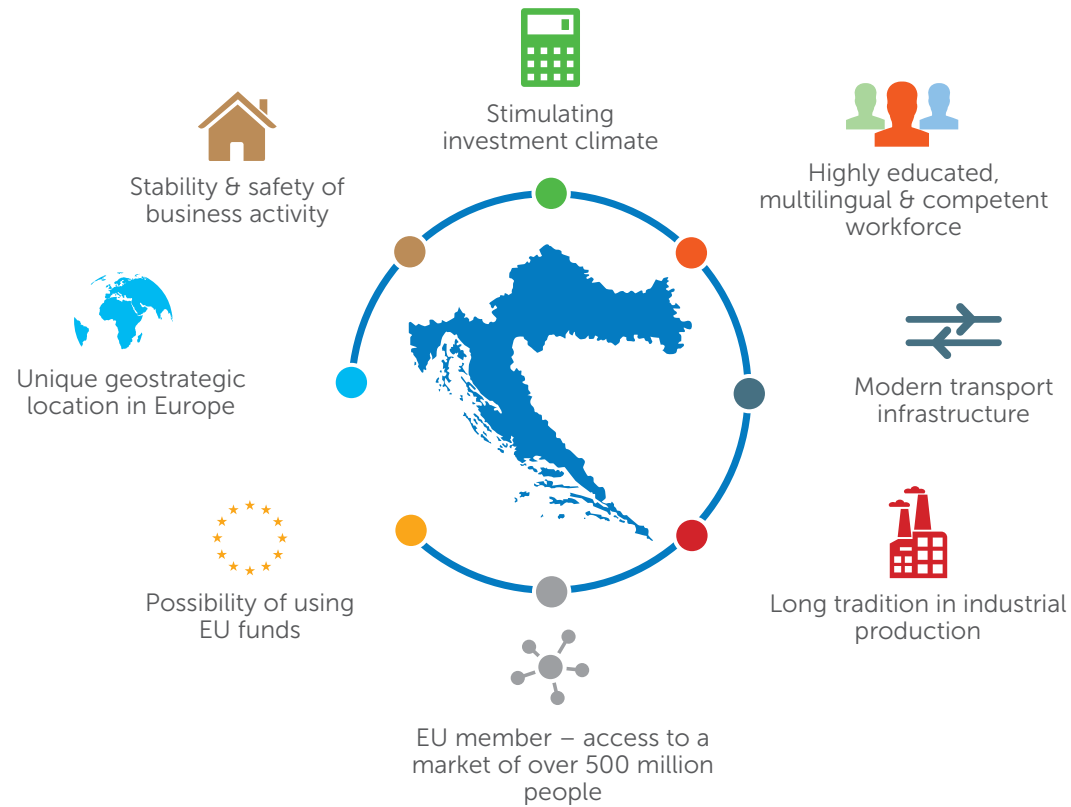


## CROATIA – YOUR RELIABLE BUSINESS PARTNER:



### STIMULATING INVESTMENT ENVIRONMENT:

- ❑ Tax incentives: reduction of profit tax to 10-0%; regular profit tax: 20%
- ❑ Employment grants: up to 9,000 EUR for newly employed
- ❑ Incentives for capital expenses and labour intensive investment projects – increase of support for opening new workplaces up to 100%
- ❑ Additional incentives for development-innovation activities, business support activities and high added value services
- ❑ Education grants: coverage of up to 70% of education costs

# Croatian Textile Industry

*Tradition and quality in making*

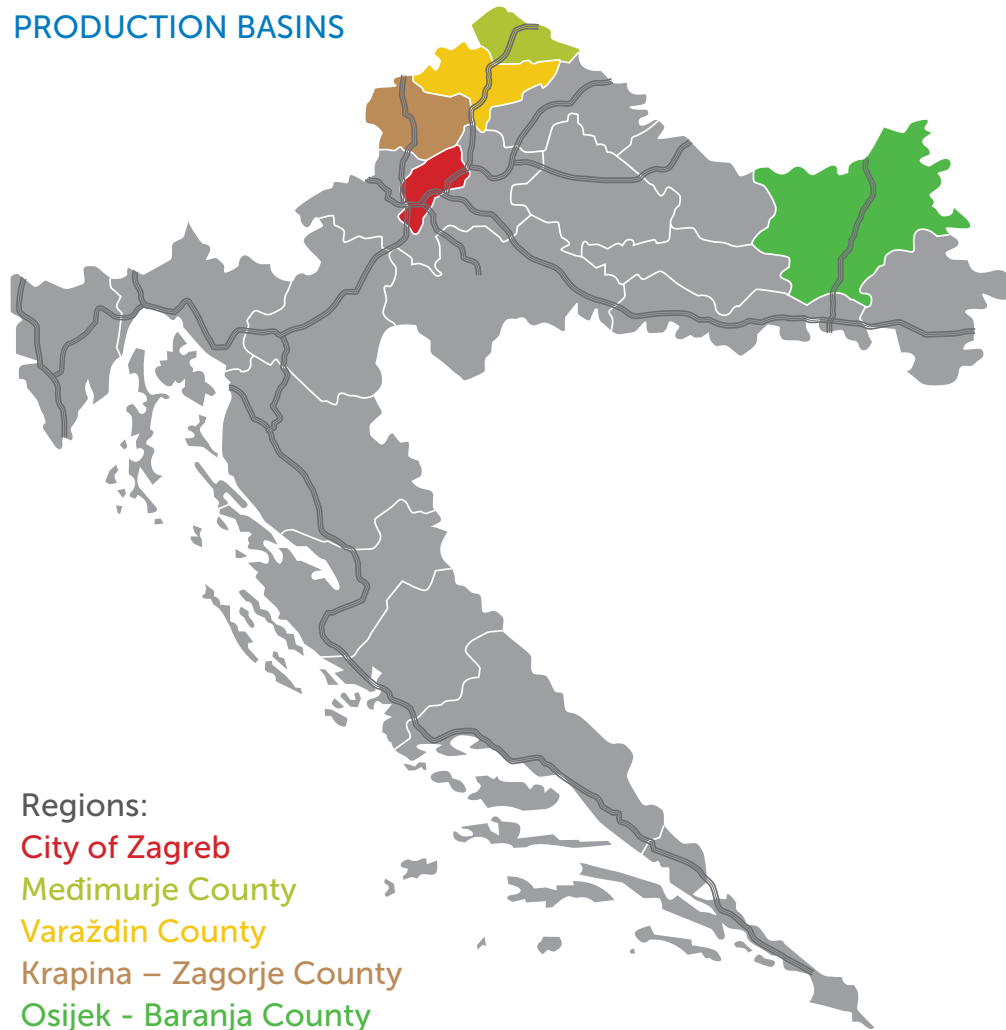


Croatian Chamber of Economy  
International and EU Affairs Sector  
Investment Promotion Division  
Tel: +385 1 4828 382, Fax: +385 1 4828 379  
Rooseveltov trg 2, 10000 Zagreb, Croatia  
investicije@hgk.hr  
www.investincroatia.hr, www.hgk.hr



- Quality market, labour and supplier access
- Educated and experienced workforce
- Tradition in high-quality manufacturing with a good track record
- Export-oriented production
- High-quality locations
- Excellent geostrategic position and possibility of easy transport to world markets
- Reliability in delivery deadlines
- Continuously adapting to fast changing demands of fashion industry
- Potential in development of new and innovative materials

### PRODUCTION BASINS



### TEXTILE INDUSTRY IN NUMBERS:

**€ 664 million**

income

**0.6%**

of Croatia's GDP

**7.7%**

of total income from export

**773**

registered companies

More than

**17,000**

employees

**€ 614**

average gross monthly salary

### MOST IMPORTANT EXPORT PRODUCTS:



Technical textile



Upper body garments



Underwear



Socks and stockings

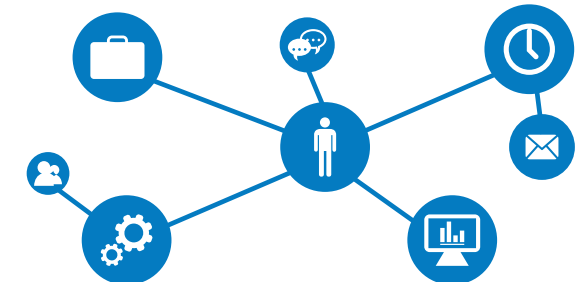


Table and bed linen

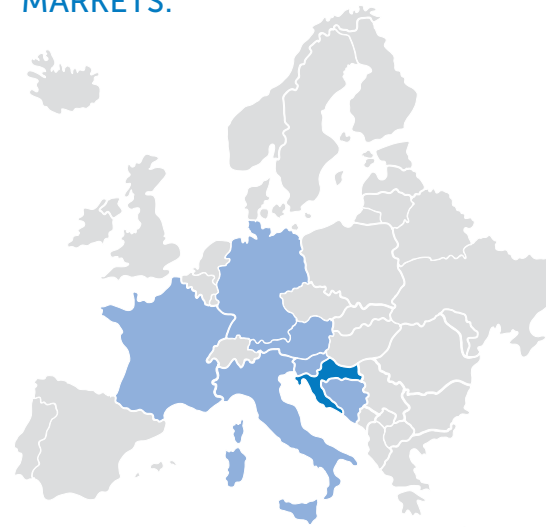


Textiles for special purposes (protection and military)

Labor availability



### MOST IMPORTANT EXPORT MARKETS:



Austria, Bosnia and Herzegovina, France, Germany, Italy, Slovenia

### GLOBAL COMPETITIVENESS REPORT 2016/2017

Among 138 countries in the world, Croatia is ranked in the top 50 according to:



The quality of roads



The quality of overall infrastructure



Local supplier quality

Data sources: Croatian Bureau of Statistics, Eurostat, Financial Agency (FINA)