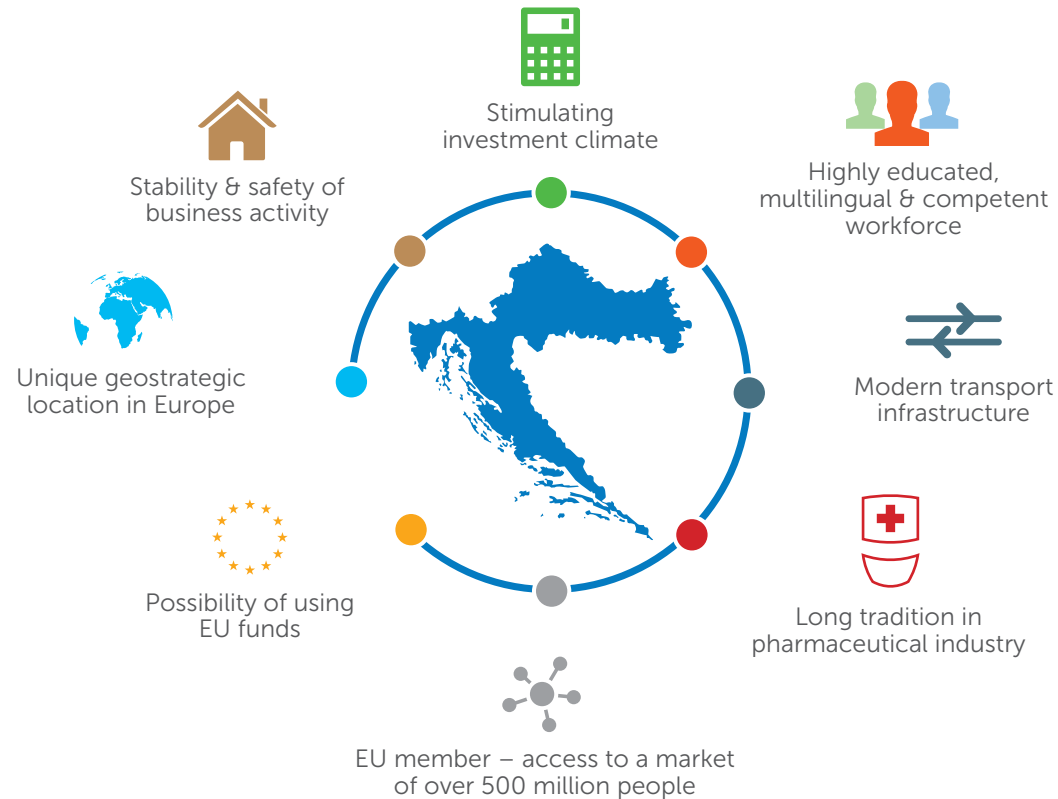


CROATIA – YOUR RELIABLE BUSINESS PARTNER:



STIMULATING INVESTMENT ENVIRONMENT:

- Tax incentives: reduction of profit tax to 9-0%; regular profit tax: 12% and 18%
- Employment grants: up to 9,000 EUR for newly employed
- Additional incentives for development-innovation activities, business support activities and high added value services
- Incentives for capital expenses and labour intensive investment projects - increase of support for opening new workplaces up to 100%
- Education grants: coverage of up to 70% of education costs



Croatian Pharmaceutical Industry

Invest in a healthier tomorrow



Croatian Chamber of Economy
International and EU Affairs Sector
Investment Promotion Division
Tel: +385 1 4828 382, Fax: +385 1 4828 379
Rooseveltov trg 2, 10000 Zagreb, Croatia
investicije@hgk.hr
www.investincroatia.hr, www.hgk.hr



- Highly educated, qualified, productive and motivated workforce
- Extensive track-record in pharmaceutical sector
- Continuously increasing domestic and foreign market growth potential
- Excellent geostrategic position with high export potential
- Innovative and advanced solutions already in practice
- Existence of clusters, educational and R&D institutions supporting your business
- Strong investment activities by present pharmaceutical companies
- National strategic industry with the highest added value per employee

CROATIA – INNOVATIVE HUB, HOME OF MANY PIONEERING INVENTIONS

DID YOU KNOW THAT:

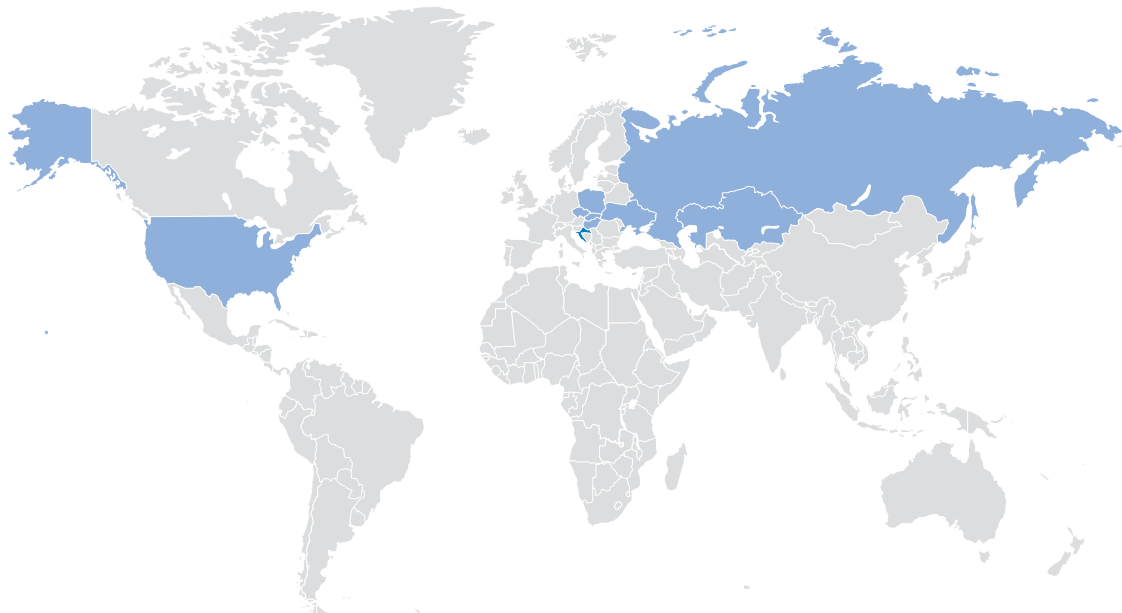
Two Nobel laureates in chemistry are Croats - Leopold Ružička and Vladimir Prelog



Croatia is home to important patents - for the diazepam and azitromicin



MOST IMPORTANT EXPORT MARKETS:



Europe, Asia, North America

DID YOU KNOW?



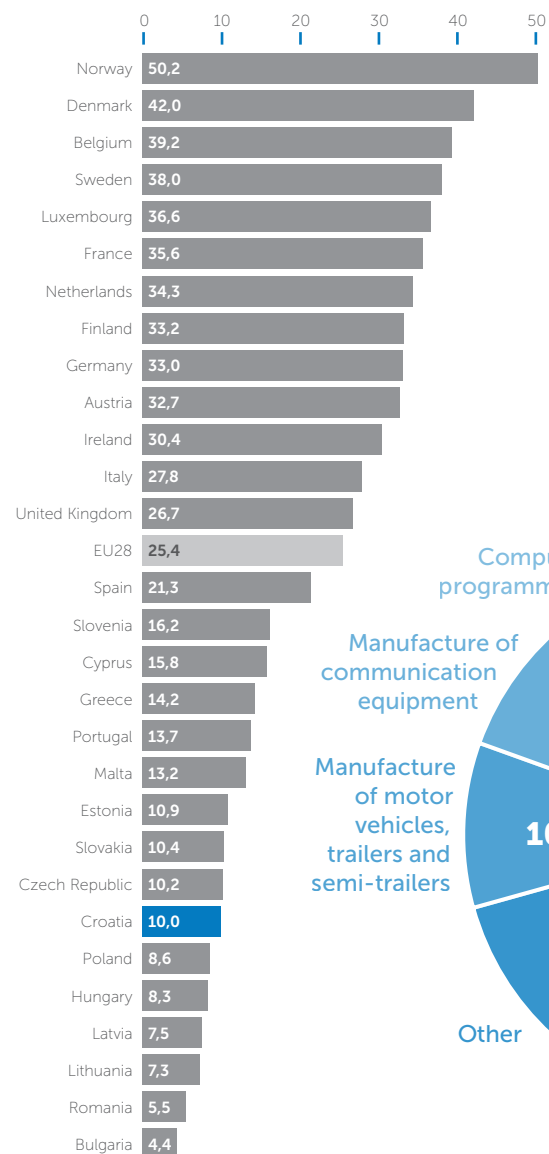
99.6% pupils learning English in upper-secondary education (8th best ranking in Europe)



61.7% pupils learning German in upper-secondary education (3rd best ranking in Europe)

FAVOURABLE LABOUR COSTS

Labour cost EUR/Hour



PHARMACEUTICAL INDUSTRY IN NUMBERS:

€ 907 million
income

1.9%
of Croatia's GDP

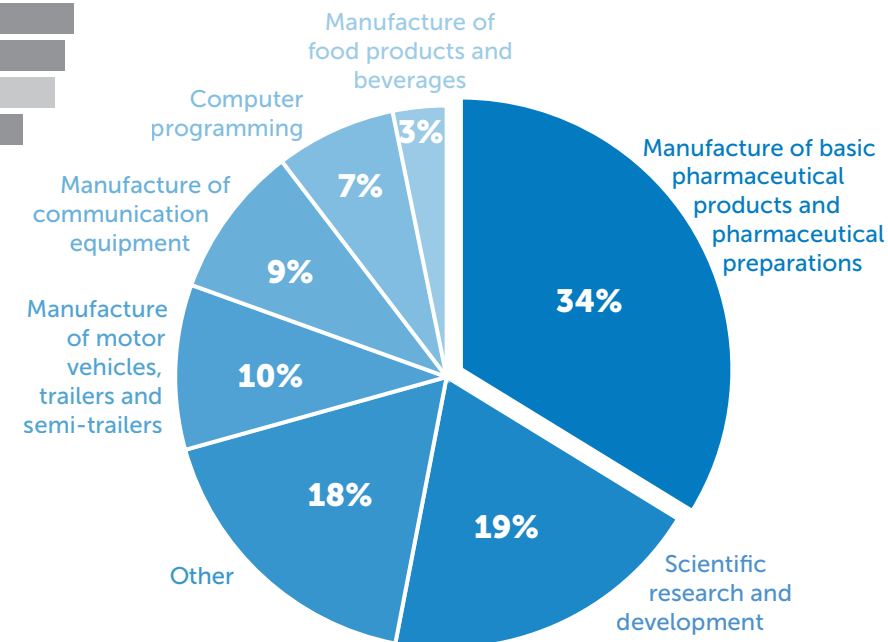
63.3%
of total income from export

51
registered companies

4,339
employees

€ 1,967
average gross monthly salary

EXPENDITURE FOR R&D IN BUSINESS SECTOR



Data sources: Croatian Bureau of Statistics, Eurostat, Financial Agency (FINA)