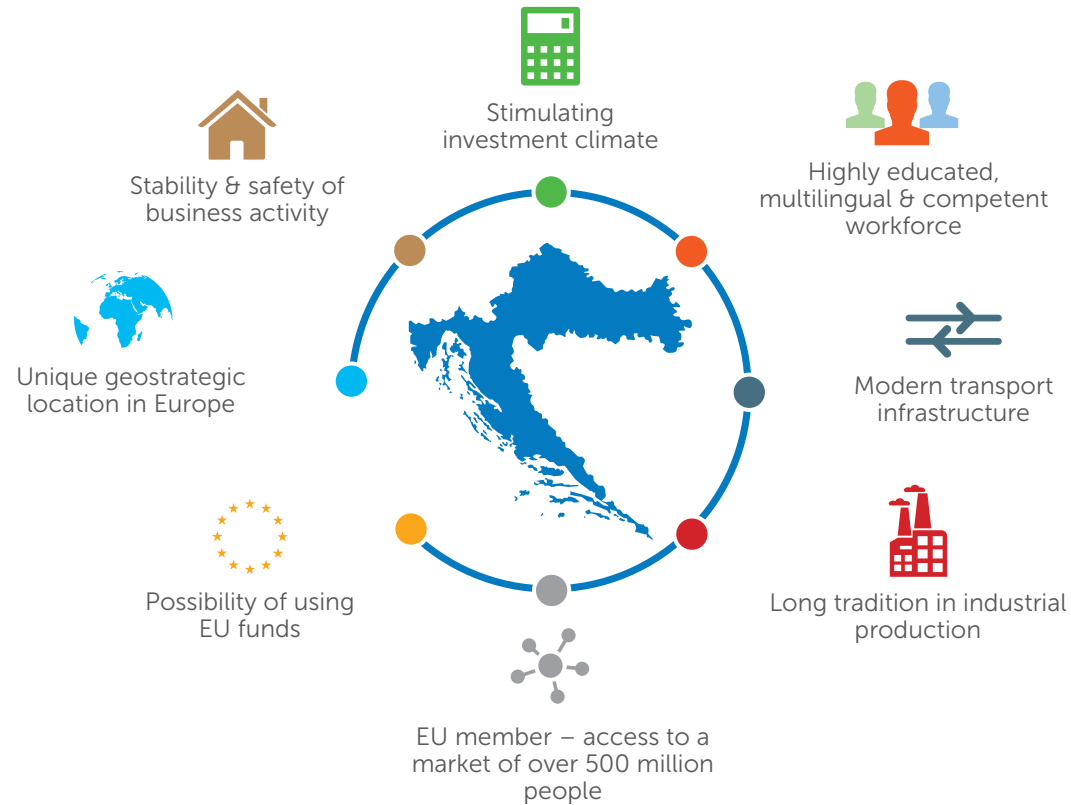


CROATIA – YOUR RELIABLE BUSINESS PARTNER:



STIMULATING INVESTMENT ENVIRONMENT:

- Tax incentives: reduction of profit tax to 9-0%; regular profit tax: 12% and 18%
- Employment grants: up to 9,000 EUR for newly employed
- Incentives for capital expenses and labour intensive investment projects – increase of support for opening new workplaces up to 100%
- Additional incentives for development-innovation activities, business support activities and high added value services
- Education grants: coverage of up to 70% of education costs



Choose wood first

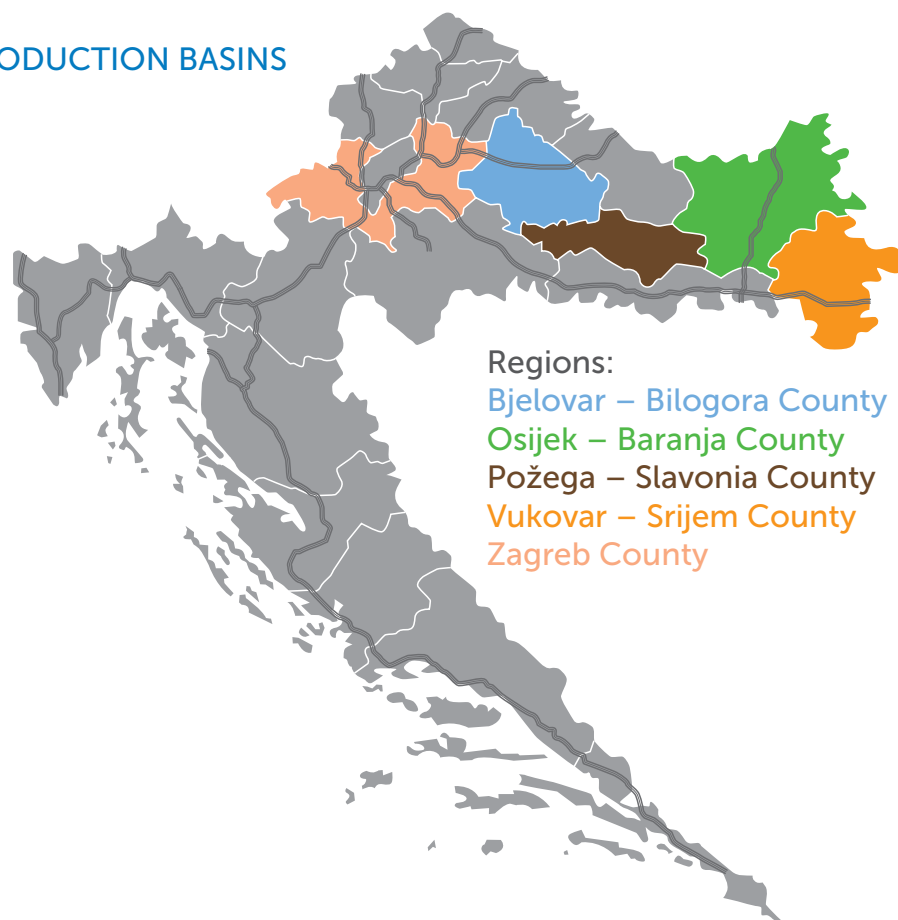


Croatian Chamber of Economy
International and EU Affairs Sector
Investment Promotion Division
Tel: +385 1 4828 382, Fax: +385 1 4828 379
Rooseveltov trg 2, 10000 Zagreb, Croatia
investicije@hgk.hr
www.investincroatia.hr, www.hgk.hr



- The biggest net exporter in Croatia
- Continuous trade surplus and export growth
- Accessibility of high quality raw material on domestic market
- Long industry tradition, ecological production
- Great potential for growth of production and export of final products
- Huge potential for investments in energy production – access to vast amounts of wood based biomass
- Innovative domestic product design

PRODUCTION BASINS



MANUFACTURE OF WOOD AND PRODUCTS OF WOOD (€ MILLIONS)



MANUFACTURE OF FURNITURE (€ MILLIONS)



WOOD INDUSTRY IN NUMBERS:

€ 1.4 billion

income

More than

90%

of total income from export

More than

3,700

registered companies

21,802

employees

Average gross monthly salary:

€ 657

(wood processing)

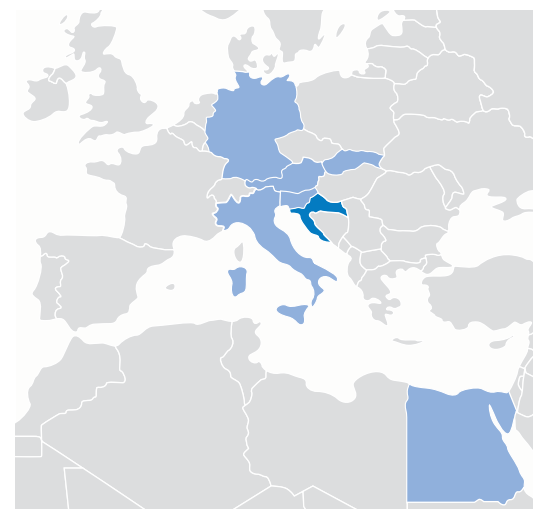
€ 688

(furniture manufacturing)

MOST IMPORTANT WOOD PRODUCTS:

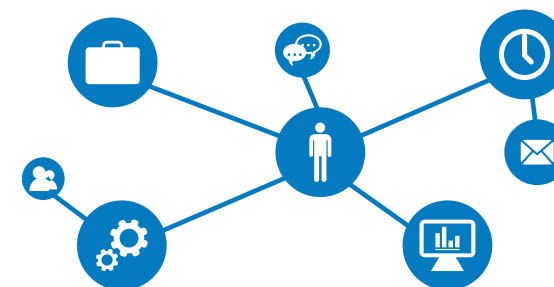


MOST IMPORTANT EXPORT MARKETS:



Italy, Germany, Slovenia, Austria, Slovakia, Egypt

Labor availability



GLOBAL COMPETITIVENESS REPORT 2017/ 2018

Among 137 countries in the world, Croatia is ranked in the top 50 according to:



Total tax rate



The quality of overall infrastructure



Local supplier quality